

The INR-SCCA Novice's Guide To AUTOCROSS



Your Autocross Day

You've Gone Through Registration And Signed The Waiver. (Everyone MUST Sign, Including Guests)

What's Next?

Tech Inspection

Before you go to Tech, make sure you:
Put your number and class on your car in big, legible letters. Don't put numbers on your windows!
(If you need help, ask at registration) Remove loose items from your car's interior and trunk. If you have a helmet, bring it to Tech (If you don't, loaners are available)

Course Walk

Take a look at the course map, and walk the course a few times to familiarize yourself with it

Driver's Meeting (MANDATORY)

Review the rules and the run/work order will be assigned

Novice Meeting & Walk

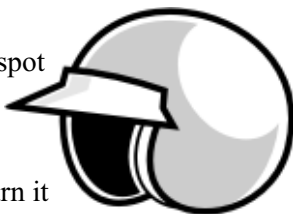
Learn the ropes then walk the course with and get tips from a INR-SCCA hotshoe.

Race/Work (It's what you're here for!)

Depending on the run order, you'll drive or work first...


If you're driving:

Report early, you'll be assigned a spot in the starting grid. Listen to the grid workers' instructions. If you need a loaner helmet, now's the time to get one. Remember to return it between runs.



If you're working:

Report for work early and get your assignment. Course work is important, take it seriously!
If you don't work, your runs won't count, and you might not be welcome back...
Review the "Working the Course" section of this page



Course And Location Cleanup

Autocross locations are hard to come by, help us keep this one

Results and Trophies!!!

Questions? Just ask..we're here to help

You can help too...when you're not driving, you're a worker helping to run the event.
If everyone helps, everyone has more fun

Be Safe And Have Fun!!!

Working The Course


Know Your Cones...

Penalty



Cone Down..

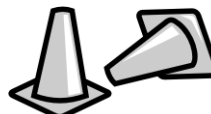
Cone Not Touching Box..



No Penalty



Any Part Of Cone Touching The Box



Pointer Cones Don't Count

Signals...



No Foul



One Cone



DNF

DO:

Report for work early

Check Supplies: Radio, Red Flag, Fire Extinguisher, Extra Cones

Agree on Duties:

Most experienced worker works radio
One worker holds red flag ready to wave in emergency
Other workers spread out, positioning themselves safely where cones are being hit, and replace cones

Know which cones are your responsibility

Check cone placement before & after heat

Replace cones as quick as possible without endangering yourself

Red flag a car if there's a safety issue for workers or any car on the track. If in doubt, always err on the side of safety!

Pay careful attention to cars & cones at all times!

DON'T:

Turn your back to cars on course

Sit down, socialize, use your camera, or leave your post

GO FASTER, GUARANTEED!

Registration goes faster if you sign up for
INR-SCCA events ahead of time at
WWW.MYAUTOEVENTS.COM